

SMT Unshielded Power Inductors

GSD7011F / GSD7015F / GSD8026F

Features (特長)

- Open Magnetic circuit construction (開磁路構造設計)
- Low Profile (扁平化設計)
- Low cost (低價格)

Applications (用途)

- LCD Driver (LCD 驅動器)
- Small DC/DC converter (小型直流轉換器)




Product Identification (產品識別)

GSD7011F - _____ (Ex. GSD7011F-4R7M)

1 2 3

1. SMT Unshielded Power Inductors (開放式功率電感)
(GSD7011F, GSD7015F, GSD8026F)
2. Inductance (電感值)
3. Tolerance (誤差值) (M 20% , N 30%)

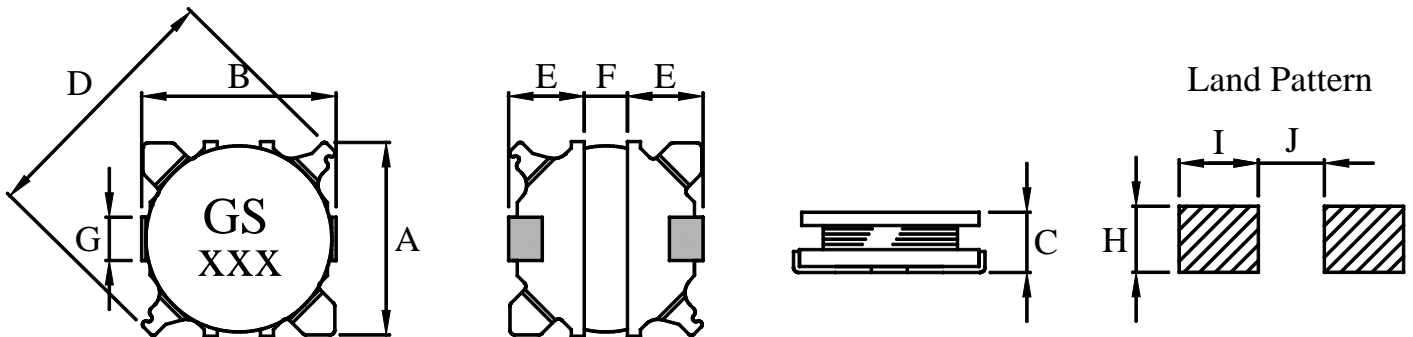


SMT Unshielded Power Inductors

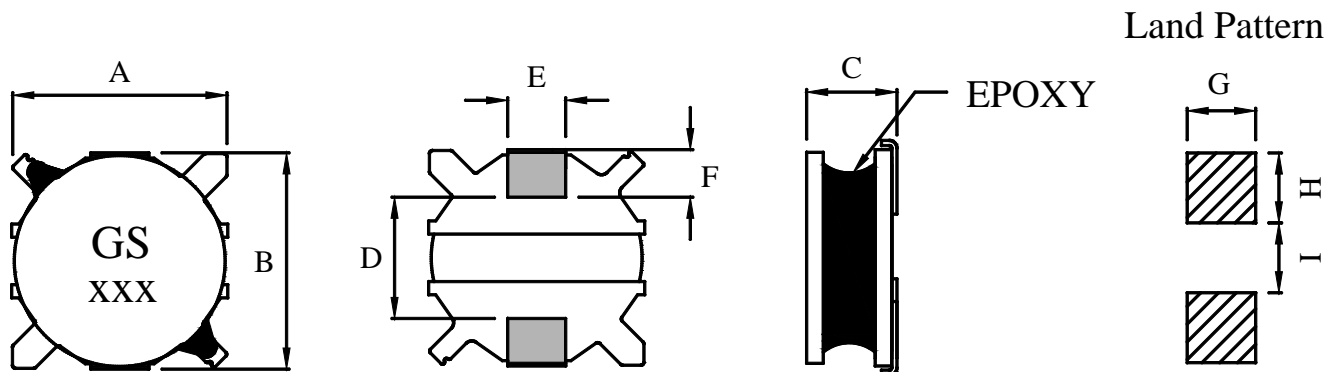
GSD7011F / GSD7015F / GSD8026F

Configurations & Dimensions (結構圖及規格尺寸)

GSD7011F / GSD7015F



GSD8026F



Unit In mm

Type (型式)	A	B	C (max)	D	E	F	G	H	I	J
GSD7011F	7.2±0.3	7.2±0.3	1.20	10.18(max)	2.60	2.00	2.20	3.00	2.25	3.50
GSD7015F	7.2±0.3	7.2±0.3	1.50	10.18(max)	2.60	2.00	2.20	3.00	2.25	3.50
GSD8026F	8.5(max)	9.0(max)	2.85	4.60	2.20	1.80	2.60	2.65	4.00	-

♣Design as Customer's Requested Specifications. (可依客戶特殊需求設計)

SMT Unshielded Power Inductors

GSD7011F

Electrical Characteristics for GSD7011F Series [GSD7011F 系列電子特性規格]

Part Number 產品料號	Inductance (μ H) 電感值 (L)	Test Freq. (KHz) 測試頻率	DCR (Ω) (max) 直流阻抗	IDC (A) (max) 定格電流	Irms (A) (max) 溫昇電流
GSD7011F – 4R7M	4.70	100	0.130	2.00	1.60
GSD7011F – 6R8M	6.80	100	0.169	1.70	1.32
GSD7011F – 100M	10.00	100	0.202	1.40	1.25
GSD7011F – 150M	15.00	100	0.343	1.10	0.90
GSD7011F – 220M	22.00	100	0.488	0.90	0.75

※Test Freq. : 100KHz / 0.1V.

※Operating Temp. : $-40^{\circ}\text{C} \sim +125^{\circ}\text{C}$

※Inductance drop = 35% typ. at IDC.

※ $\Delta T=40^{\circ}\text{C}$ rise at IDC.

※Storage Temperature&Humidity : $\leq 40^{\circ}\text{C}$ & 70% RH maximum

GSD7015F

Electrical Characteristics for GSD7015F Series [GSD7015F 系列電子特性規格]

Part Number 產品料號	Inductance (μ H) 電感值 (L)	Test Freq. (KHz) 測試頻率	DCR (Ω) ($\pm 20\%$) 直流阻抗	Isat (A) (max) 定格電流	Irms (A) (max) 溫昇電流
GSD7015F – 2R2M	2.2	100	0.042	2.50	2.70
GSD7015F – 3R3M	3.3	100	0.051	2.00	2.50
GSD7015F – 4R7M	4.7	100	0.071	1.80	2.05
GSD7015F – 6R8M	6.8	100	0.121	1.40	1.70
GSD7015F – 100M	10.0	100	0.163	1.20	1.40
GSD7015F – 150M	15.0	100	0.221	0.95	1.20
GSD7015F – 220M	22.0	100	0.304	0.75	1.00
GSD7015F – 330M	33.0	100	0.484	0.62	0.73
GSD7015F – 470M	47.0	100	0.619	0.50	0.70

※Test Freq. : 100KHz / 0.1V.

※Operating Temp. : $-40^{\circ}\text{C} \sim +125^{\circ}\text{C}$

※Inductance drop = 10% typ. at Isat.

※ $\Delta T=40^{\circ}\text{C}$ rise at I rms.(at 25°C)

※Storage Temperature&Humidity : $\leq 40^{\circ}\text{C}$ & 70% RH maximum

SMT Unshielded Power Inductors

GSD8026F

Electrical Characteristics for GSD8026F Series [GSD8026F 系列電子特性規格]

Part Number 產品料號	Inductance (mH) 電感值 (L)	Test Freq. (KHz) 測試頻率	DCR (Ω) (max) 直流阻抗	IDC (mA) (max) 定格電流
GSD8026F – 682	6.8	125	45	120.00
GSD8026F – 712	7.1	125	53	100.00
GSD8026F – 812	8.1	125	60	100.00
GSD8026F – 902	9.0	125	59	100.00
GSD8026F – 103	10.0	125	62	100.00
GSD8026F – 673	67.0	125	530	20.00

※Test Freq. : 125KHz / 0.1V.

※Operating Temp. : $-40^{\circ}\text{C} \sim +125^{\circ}\text{C}$

※Inductance drop = 10% typ. at IDC.

※ $\Delta T=40^{\circ}\text{C}$ rise at IDC.(at 25°C)

※Storage Temperature&Humidity : $\leq 40^{\circ}\text{C}$ & 70% RH maximum